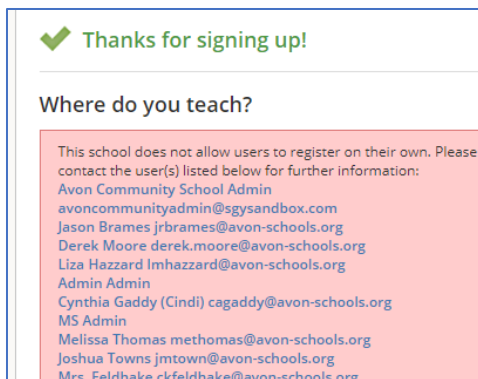
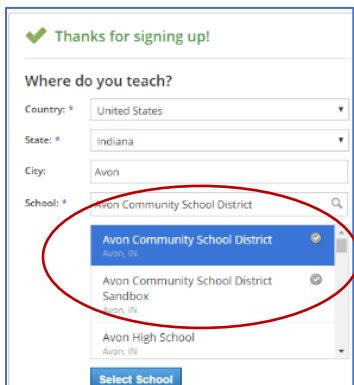
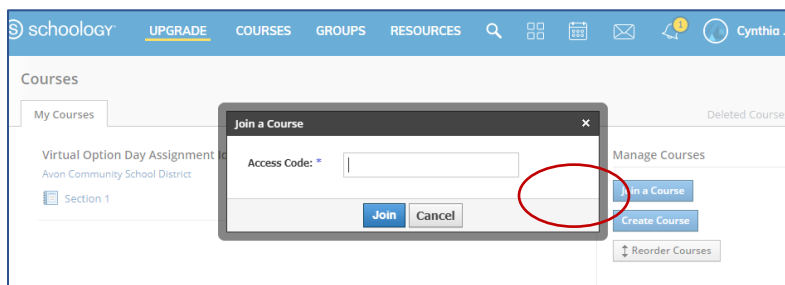
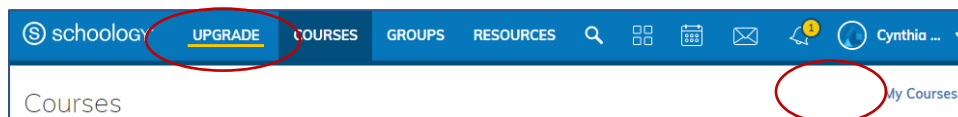


Sign up for a Free Schoology Instructor Account

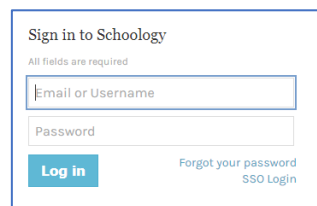
- <https://www.schoology.com/>
- Click on Sign Up: Instructor
- Click Register
- Type Avon Community School District in school field (do not pick Sandbox).
- Where do you teach – type the name of the school (include Avon in the description).
 - You will receive a message that says the school does not allow users to register on their own. DISREGARD



- Recommend joining 'The Ultimate Guide to Schoology Course' B5BSN-NJ3KK
 - Click on Courses/My Courses/Join a Course and enter each code



- Next time you need to sign in use this link: <https://app.schoology.com/login>
- Use full email and password you provided when registering.



LEAD TEACHER DIRECTIONS:

- Let lead teacher know when you have created an account and ask them to add you as a member to all of their courses and change status to co-admin. (If co-admin is not selected, your membership will be removed nightly when we sync with Power School).
- Lead teacher will click on each course/click on members/add member/browse for your name/add member
- Find your name in list of members/click on gear to right of your name/make admin.

