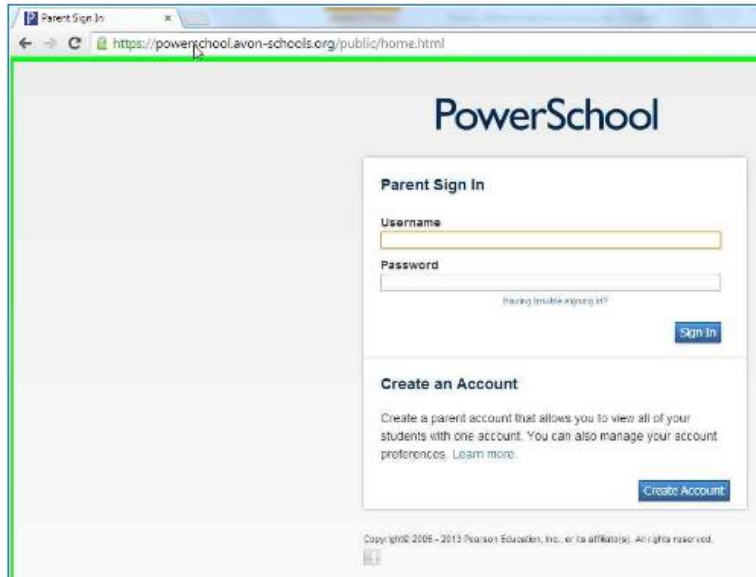



## Registering for Weather Alerts and setting other communication preferences

School Messenger is a notification tool used by Avon Schools to deliver School Weather Closure Alerts, Emergency Communications, and various other communications such as school newsletters. You may adjust your notification preferences by signing in to your PowerParent account and following the steps below.

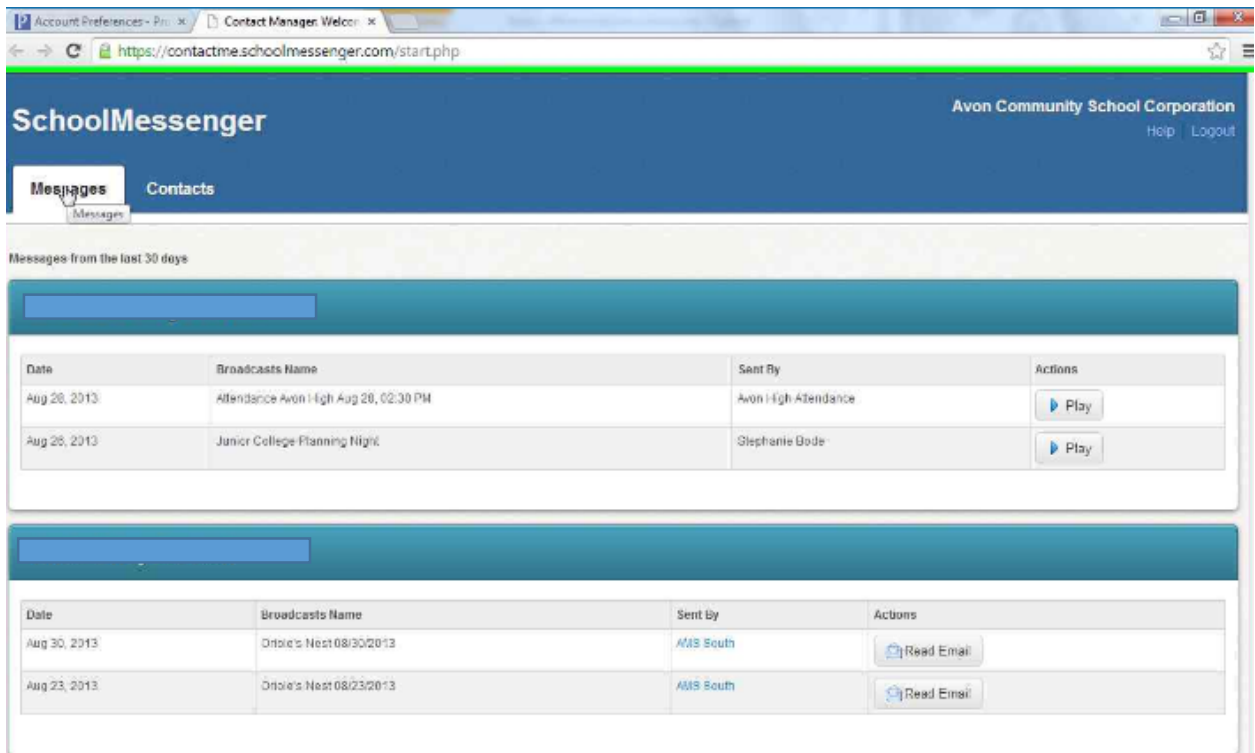
1. Sign in to your existing account or click create account and follow the prompts.



2. Choose "Account Preferences" and Select "SchoolMessenger"



- There are two tabs on this screen. The “Messages” tab allows you to review messages which have been distributed previously this school year.



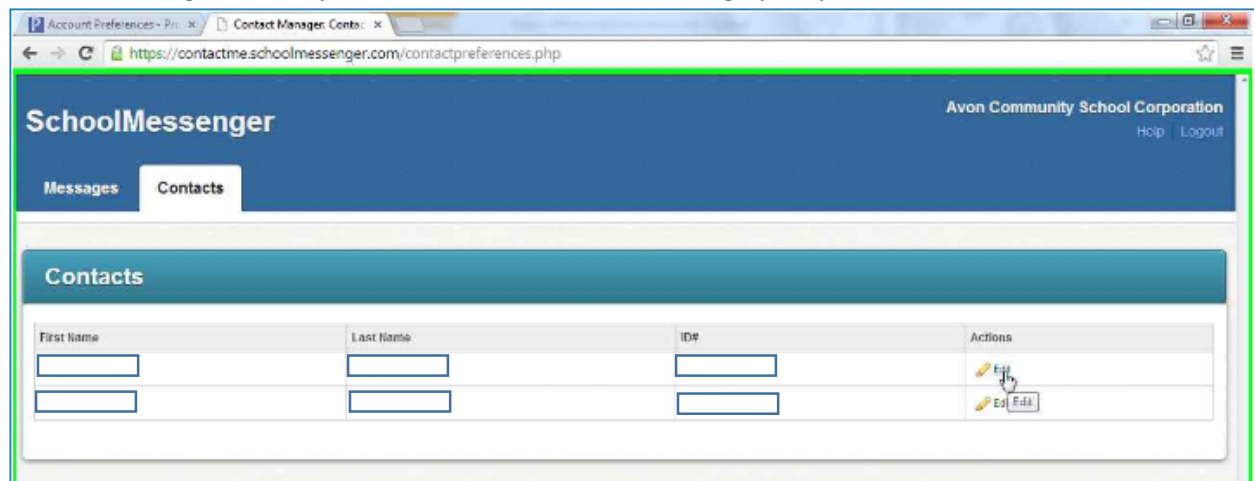
The screenshot shows the 'Messages' tab in the SchoolMessenger interface. The header includes the 'SchoolMessenger' logo and 'Avon Community School Corporation' with 'Help' and 'Logout' links. Below the header, there are two tabs: 'Messages' (selected) and 'Contacts'. The main content area is titled 'Messages from the last 30 days' and contains two tables of broadcast messages.

Date	Broadcasts Name	Sent By	Actions
Aug 26, 2013	Attendance Avon High Aug 26, 02:30 PM	Avon High Attendance	<a href="#">▶ Play</a>
Aug 26, 2013	Junior College Planning Night	Stephanie Bode	<a href="#">▶ Play</a>


Date	Broadcasts Name	Sent By	Actions
Aug 30, 2013	Orbicle's Nest 08/30/2013	AMS South	<a href="#">Read Email</a>
Aug 23, 2013	Orbicle's Nest 08/23/2013	AMS South	<a href="#">Read Email</a>

- The second tab called “Contacts” allows you to change the contact information for each of the children registered to your account. Click “Edit” to change your preferred contact information.



The screenshot shows the 'Contacts' tab in the SchoolMessenger interface. The header is the same as the previous screenshot. Below the header, there are two tabs: 'Messages' and 'Contacts' (selected). The main content area is titled 'Contacts' and contains a table with contact information for children.

First Name	Last Name	ID#	Actions
<input type="text"/>	<input type="text"/>	<input type="text"/>	<a href="#">Edit</a>
<input type="text"/>	<input type="text"/>	<input type="text"/>	<a href="#">Edit</a>



- Click the phone or email fields to edit. You may also check which types of notification are received by each contact phone number or email address. When finished click "Save"

**Contact Types Defined**

**Emergency:** Emergency Communications from the School Corporation or any school within the corporation.

**Weather:** Communication related to weather delays and closures.

**Attendance:** Attendance alerts

**General Communications:** General announcements about school events

**Newsletters and other email:** General email announcements including school newsletters

**Surveys:** Surveys distributed by school.

Phone	
<input type="text" value="Redacted"/>	<input checked="" type="checkbox"/> Emergency   <input checked="" type="checkbox"/> Weather   <input checked="" type="checkbox"/> Attendance   <input checked="" type="checkbox"/> General Communications   <input type="checkbox"/> Newsletters and other Email
<input type="text" value="Phone"/>	<input type="checkbox"/> Emergency   <input type="checkbox"/> Weather   <input type="checkbox"/> Attendance   <input type="checkbox"/> General Communications   <input type="checkbox"/> Newsletters and other Email
<input type="text" value="Redacted"/>	<input checked="" type="checkbox"/> Emergency   <input checked="" type="checkbox"/> Weather   <input type="checkbox"/> Attendance   <input type="checkbox"/> General Communications   <input type="checkbox"/> Newsletters and other Email
<input type="text" value="Redacted"/>	<input type="checkbox"/> Emergency   <input checked="" type="checkbox"/> Weather   <input type="checkbox"/> Attendance   <input type="checkbox"/> General Communications   <input type="checkbox"/> Newsletters and other Email
Email	
<input type="text" value="Redacted"/>	<input checked="" type="checkbox"/> Emergency   <input checked="" type="checkbox"/> Weather   <input type="checkbox"/> Attendance   <input checked="" type="checkbox"/> General Communications   <input checked="" type="checkbox"/> Newsletters and other Email
<input type="text" value="Email"/>	<input type="checkbox"/> Emergency   <input type="checkbox"/> Weather   <input type="checkbox"/> Attendance   <input type="checkbox"/> General Communications   <input type="checkbox"/> Newsletters and other Email
Text (Mobile)	
<input type="text" value="Text"/>	<input type="checkbox"/> Emergency   <input type="checkbox"/> Weather   <input type="checkbox"/> Attendance   <input type="checkbox"/> General Communications   <input type="checkbox"/> Newsletters and other Email
<input type="text" value="Text"/>	<input type="checkbox"/> Emergency   <input type="checkbox"/> Weather   <input type="checkbox"/> Attendance   <input type="checkbox"/> General Communications   <input type="checkbox"/> Newsletters and other Email

Save To All Contacts

## IMPORTANT NOTES

Editing these fields changes your School Messenger notification system preferences only. You must contact your school to register any changed to parent or guardian contact information.

Phone Field 1: This field is not user editable. The telephone number comes from the primary home phone which is registered with your child's school. Contact your school office if you require a different number in this field.

Phone Field 2: You may edit this field

Phone Field 3: You may edit this field

Phone Field 4: You may edit this field

Email Field 1: You may edit this field

Email Field 2: You may edit this field.

Text Field 1: You may edit this field.

Text Field 2: You may edit this field.