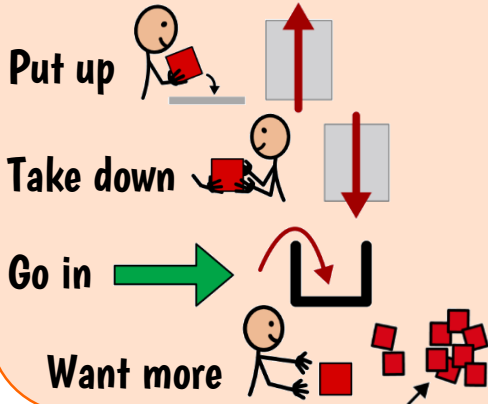


Build a Fort!

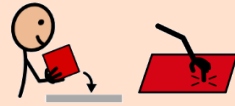
What day spent cooped up inside is complete without a fort? This is a simple activity you can do at home with items you already have on hand! Here are some ideas for stimulating language and communication as you build.

Core Vocabulary



Work in these phrases and requests!

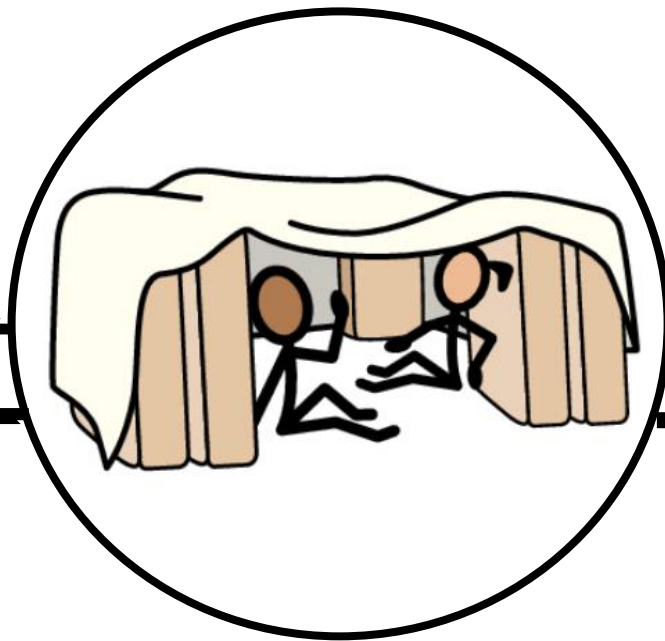
Put here



Problem Solving

Forts are no easy feat!

- Hand him/her only the blanket, see if they can find things to prop it up
- Make a base that is too large for the blanket. Can he/she adjust?
- Suggest building the fort in an odd location. Can your child recommend a better spot?



Pretend Play

A blanket fort can be anything you want it to be!

- Work in gross motor by moving like animals that live in caves or dens.
- Roleplay as monsters, ogres, or trolls. Are you kind or evil?
- Work together to create a fairytale involving a castle. Take turns telling one line at a time!

Although we're distancing from friends, families have their very own social dynamics!

Social Skills

- Greet family as they come into the fort.
- If sharing the fort with siblings is hard for your child, practice taking turns by setting a timer.
- Have your child host a "party" in the fort. Practice inviting others to play or inviting friends to come over.